

# RV 2400

ISO 11901 - 3 B8 3180 220 000 004(MB)	VDI 3003 - Blatt 3 E24.54.815.G (PSA)	B2 4005 (BMW) 39D 997 (VW)	W-DX35-6204 (Ford)
--	--	-------------------------------	--------------------



**OSAS + OSM** = OVER STROKE ACTIVE SAFETY + OVER STROKE MARKER

**ACTIVE SAFETY**

**easq** MANIFOLD p. 211



OSAS

\*  $F_{1i}$  = Isothermal end force at 100% Cu p. 16

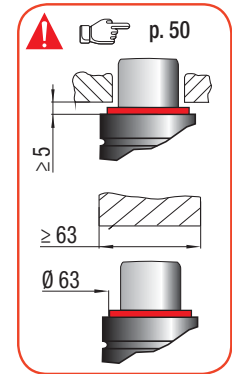
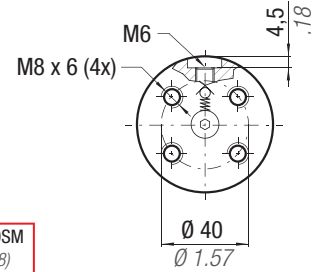
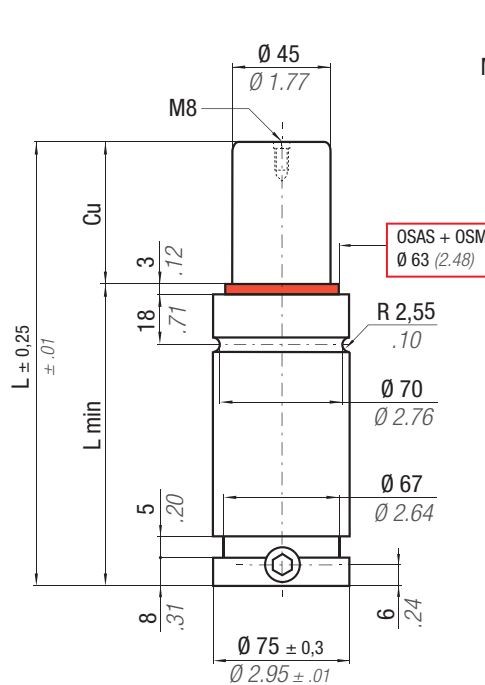
\*\*  $F_{1p}$  = Polytropic end force at 100% Cu



USAS

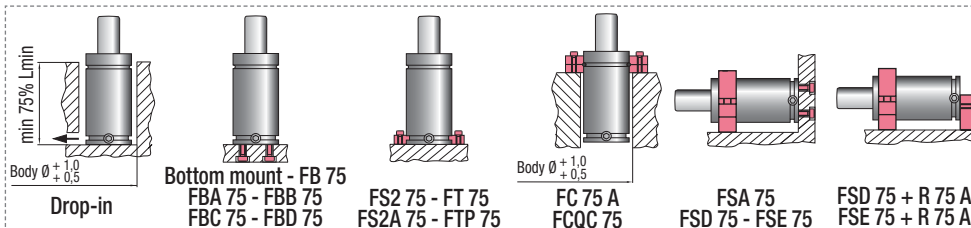


OPAS



	°F 32 - 176	°C 0 - 80	$\Delta P$ ± 0,33 %/°C	<b>P max</b> 150 bar 2175 psi	<b>P min</b> 20 bar 290 psi	<b>S</b> 15,90 cm <sup>2</sup> 2,465 in <sup>2</sup>	<b>SPM</b> ~ 20 - 100 (at 20°C)	<b>Max Speed</b> 1,8 m/s	<b>Maintenance kit</b> 39BMRV02400C
--	----------------------	--------------------	---------------------------	-------------------------------------	-----------------------------------	--	---------------------------------------	-----------------------------	--

CODE	Cu		L		L min		F <sub>0</sub>		F <sub>1i</sub> *		F <sub>1p</sub> **		V <sub>0</sub>		PED		
	mm	inch	mm	inch	mm	inch	daN	lb	daN	lb	daN	lb	cm <sup>3</sup>	in <sup>3</sup>	~Kg	~lb	2014/68/EU
RV 2400 - 010 - A	10	0.39	65	2.56	55	2.17	2385 ± 5%	5362	3264	7338	3786	8511	69,0	4.21	1,25	2.76	✓
RV 2400 - 013 - A	13	0.51	71	2.80	58	2.28			3392	7626	3984	8956	81,0	4.94	1,30	2.87	✓
RV 2400 - 016 - A	16	0.63	77	3.03	61	2.40			3493	7852	4142	9312	93,0	5.67	1,35	2.98	✓
RV 2400 - 019 - A	19	0.75	83	3.27	64	2.52			3574	8035	4271	9602	105,0	6.41	1,40	3.09	✓
RV 2400 - 025 - A	25	0.98	95	3.74	70	2.76			3698	8313	4468	10044	129,0	7.87	1,50	3.31	✓
RV 2400 - 032 - A	32	1.26	109	4.29	77	3.03			3800	8542	4632	10413	157,0	9.58	1,61	3.55	✓
RV 2400 - 038 - A	38	1.50	121	4.76	83	3.27			3864	8687	4737	10649	181,0	11.04	1,70	3.75	✓
RV 2400 - 050 - A	50	1.97	145	5.71	95	3.74			3956	8893	4887	10986	230,0	14.03	1,89	4.17	✓
RV 2400 - 063 - A	63	2.48	171	6.73	108	4.25			4022	9042	4996	11231	282,0	17.20	2,10	4.63	✓
RV 2400 - 075 - A	75	2.95	195	7.68	120	4.72			4066	9140	5068	11393	330,0	20.13	2,29	5.05	✓
RV 2400 - 080 - A	80	3.15	205	8.07	125	4.92	4081	9174	5093	11450	350,0	21.35	2,37	5.22	✓		
RV 2400 - 100 - A	100	3.94	245	9.65	145	5.71	4127	9278	5169	11620	431,0	26.29	2,68	5.91	✓		
RV 2400 - 125 - A	125	4.92	295	11.61	170	6.69	4166	9365	5234	11767	532,0	32.45	3,07	6.77	✓		



## HOW TO ORDER

(10 pcs) RV 2400-050-A  
(10 pcs) RV 2400-050-A-N