

SC 150

ISO 11901 - 1 B8 3180 220 000 001(MB)	VDI 3003 E24.54.815.G (PSA)	075.90.55 (FCA) EM24.54.700 (Renault)	B2 4006 (BMW) 39D 878 (VW)
--	--------------------------------	--	-------------------------------



OSAS + OSM = OVER STROKE ACTIVE SAFETY + OVER STROKE MARKER

ACTIVE SAFETY

easyl MANIFOLD p. 211



OSAS



USAS



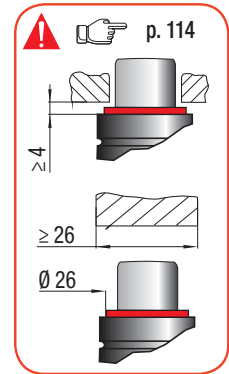
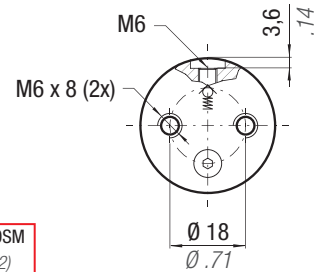
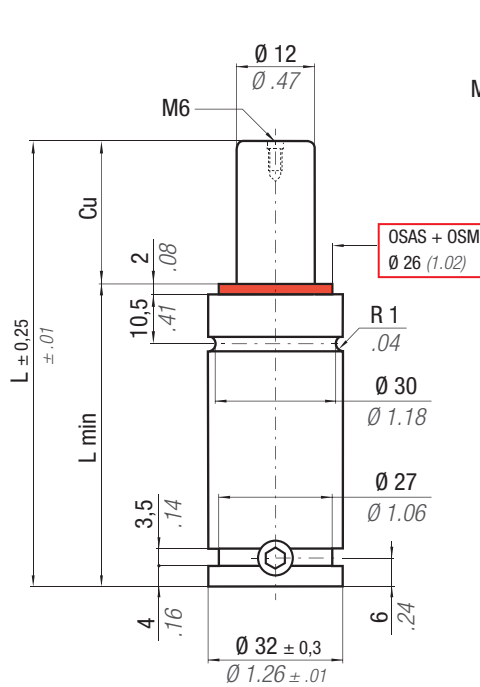
OPAS

* $F_{1i} =$

Isothermal end force at 100% Cu p. 16

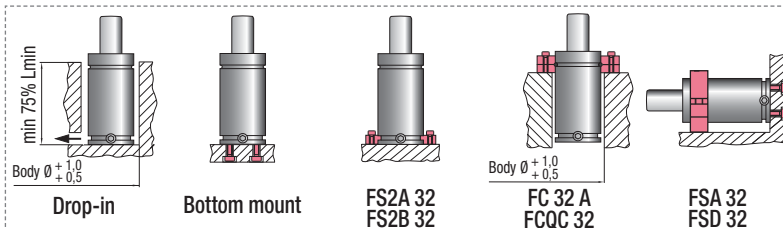
** $F_{1p} =$

Polytropic end force at 100% Cu



	$^{\circ}\text{F}$ 32 -176	$^{\circ}\text{C}$ 0 -80	ΔP $\pm 0,33\% / ^{\circ}\text{C}$	P max 150 bar 2175 psi	P min 20 bar 290 psi	S 1,13 cm ² 0.175 in ²	SPM ~ 80 - 100 (at 20°C)	Max Speed 1,8 m/s	Maintenance kit 39BMSC00150E
--	----------------------------------	--------------------------------	---	-------------------------------------	-----------------------------------	---	---------------------------------------	-----------------------------	--

CODE	Cu		L		L min		F ₀		F _{1i} *		F _{1p} **		V ₀		PED		
	mm	inch	mm	inch	mm	inch	daN	lb	daN	lb	daN	lb	cm ³	in ³	~Kg	~lb	2014/68/EU
SC 150 - 010 - D	10	0.39	70	2.76	60	2.36	170 ± 5%	382	191	429	207	466	12,0	0.73	0,28	0,62	✓
SC 150 - 013 - D	12,7	0.51	75,4	2.97	62,7	2.47			194	435	212	476	14,0	0.85	0,29	0,64	✓
SC 150 - 016 - D	16	0.63	82	3.23	66	2.60			197	442	216	486	16,0	0.98	0,30	0,66	✓
SC 150 - 025 - D	25	0.98	100	3.94	75	2.95			202	455	224	504	21,0	1.28	0,33	0,73	✓
SC 150 - 038 - D	38	1.50	126	4.96	88	3.46			207	465	231	519	28,0	1.71	0,36	0,79	✓
SC 150 - 050 - D	50	1.97	150	5.91	100	3.94			209	471	235	528	35,0	2.14	0,40	0,88	✓
SC 150 - 063 - D	63,5	2.48	177	6.97	113,5	4.47			211	475	238	535	43,0	2.62	0,44	0,97	✓
SC 150 - 080 - D	80	3.15	210	8.27	130	5.12			213	479	240	540	52,0	3.17	0,49	1.08	✓
SC 150 - 100 - D	100	3.94	250	9.84	150	5.91			214	482	242	545	63,0	3.84	0,55	1.21	✓
SC 150 - 125 - D	125	4.92	300	11.81	175	6.89			216	485	244	549	78,0	4.76	0,64	1.41	✓



HOW TO ORDER

(10 pcs) SC 150-050-D
(10 pcs) SC 150-050-D-N