

SC 750

ISO 11901 - 1 W-DX35-6203 (Ford) E24.54.815.G (PSA)	VDI 3003 PG23D (Mazda) EM24.54.700 (Renault)	B2 4006 (BMW) B8 3180 220 000 001(MB) SES-K 5404e (Suzuki)	075.90.55 (FCA) K 32 S (Nissan) 39D 878 (VW)
---	--	--	--



ACTIVE SAFETY



OSAS



USAS



OPAS

OSAS + OSM = OVER STROKE ACTIVE SAFETY + OVER STROKE MARKER

Il nuovo codice sarà fornito solo ad esaurimento del vecchio

The new code will be supplied only when the old will be out of stock

Der neue Kode wird geliefert nur wenn der alte nicht mehr im Lager ist

Le nouveau code sera fourni uniquement lorsque le vieux stock sera écoulé

El nuevo código será suministrado sólo cuando el viejo está fuera de stock

O novo código irá ser fornecido apenas quando o antigo esgotar stock

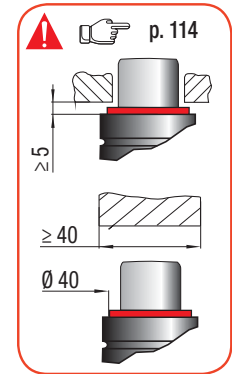
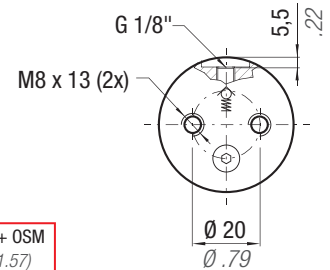
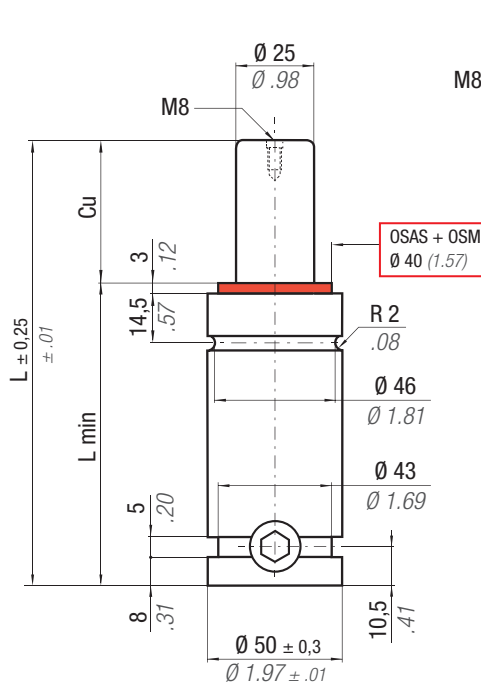
easu MANIFOLD p. 211

* F_{1i} =

Isothermal end force at 100% Cu p. 16

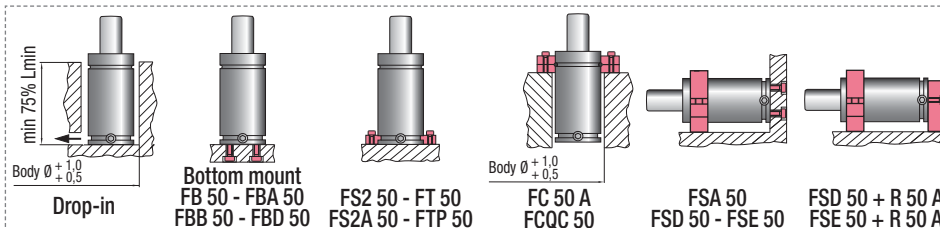
** F_{1p} =

Polytrophic end force at 100% Cu p. 16



N ₂	°F 32 176	°C 0 80	ΔP ± 0,33 %/°C	P max 150 bar 2175 psi	P min 20 bar 290 psi	S 4,91 cm ² 0,761 in ²	SPM ~ 15 - 50 (at 20°C)	Max Speed 1,8 m/s	Maintenance kit 39BMSOC0750D
----------------	--------------	------------	---------------------------	------------------------------	----------------------------	--	-------------------------------	----------------------	---------------------------------

CODE PHASING OUT from 01/2014	NEW	Cu		L		L min		F ₀		F _{1i} *		F _{1p} **		V ₀		PED 2014/68/EU		
		mm	inch	mm	inch	mm	inch	daN	lb	daN	lb	daN	lb	cm ³	in ³		~Kg	~lb
SC 750 - 013 - B	SC 750 - 013 - D	12,7	0.50	120,4	4.74	107,7	4.24	740 1664 ± 5%	150 bar 2175 psi	902	2028	1009	2269	40,0	2.44	1,24	2.73	✓
SC 750 - 025 - B	SC 750 - 025 - D	25	0.98	145	5.71	120	4.72			977	2197	1122	2523	58,0	3.54	1,34	2.95	✓
SC 750 - 038 - B	SC 750 - 038 - D	38	1.50	171	6.73	133	5.24			1023	2300	1192	2681	77,0	4.70	1,45	3.20	✓
SC 750 - 050 - B	SC 750 - 050 - D	50	1.97	195	7.68	145	5.71			1050	2362	1235	2777	95,0	5.80	1,54	3.40	✓
SC 750 - 063 - B	SC 750 - 063 - D	63,5	2.50	222	8.74	158,5	6.24			1072	2410	1269	2854	115,0	7.02	1,65	3.64	✓
-	SC 750 - 075 - D	75	2.95	245	9.65	170	6.69			1086	2441	1291	2902	132,0	8.05	1,75	3.86	✓
SC 750 - 080 - B	SC 750 - 080 - D	80	3.15	255	10.04	175	6.89			1091	2452	1299	2920	140,0	8.54	1,79	3.95	✓
-	SC 750 - 088 - D	88	3.46	270	10.63	182	7.17			1101	2475	1314	2954	150,0	9.15	1,85	4.08	✓
SC 750 - 100 - B	SC 750 - 100 - D	100	3.94	295	11.61	195	7.68			1107	2488	1324	2976	169,0	10.31	1,96	4.32	✓
-	SC 750 - 113 - D	113	4.45	320	12.60	207	8.15			1117	2511	1340	3012	188,0	11.47	2,06	4.54	✓
SC 750 - 125 - B	SC 750 - 125 - D	125	4.92	345	13.58	220	8.66			1121	2519	1346	3026	206,0	12.57	2,16	4.76	✓
-	SC 750 - 138 - D	138	5.43	370	14.57	232	9.13			1131	2543	1363	3064	224,0	13.66	2,27	5.00	✓
-	SC 750 - 150 - D	150	5.91	395	15.55	245	9.65			1140	2563	1378	3098	239,0	14.58	2,39	5.27	✓
SC 750 - 160 - B	SC 750 - 160 - D	160	6.30	415	16.34	255	10.04			1149	2582	1391	3126	252,0	15.37	2,49	5.49	✓
-	SC 750 - 175 - D	175	6.89	445	17.52	270	10.63	1160	2608	1408	3165	271,0	16.53	2,64	5.82	✓		
SC 750 - 200 - B	SC 750 - 200 - D	200	7.87	495	19.49	295	11.61	1175	2642	1434	3223	302,0	18.42	2,89	6.37	✓		
-	SC 750 - 225 - D	225	8.86	545	21.46	320	12.60	1188	2671	1455	3271	334,0	20.37	3,13	6.90	✓		
SC 750 - 250 - B	SC 750 - 250 - D	250	9.84	595	23.43	345	13.58	1199	2696	1472	3310	365,0	22.27	3,32	7.32	✓		
-	SC 750 - 275 - D	275	10.83	645	25.39	370	14.57	1208	2716	1488	3345	396,0	24.16	3,63	8.00	✓		
SC 750 - 300 - B	SC 750 - 300 - D	300	11.81	695	27.36	395	15.55	1216	2735	1501	3374	428,0	26.11	3,88	8.55	✓		



HOW TO ORDER

(10 pcs) SC 750-050-D
(10 pcs) SC 750-050-D-N