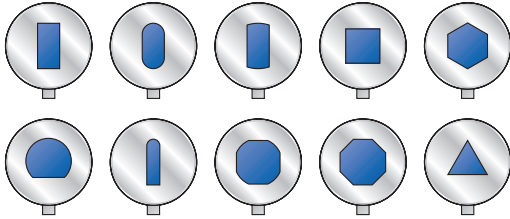


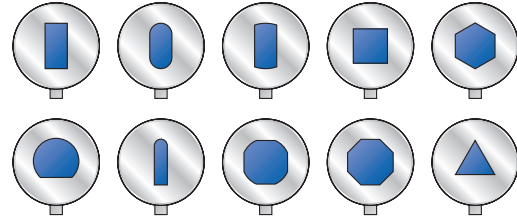
STANDARD KEYING LOCATIONS

1-1/4" (B) STATION (includes 1/2" & 5/8")

PUNCH VIEW

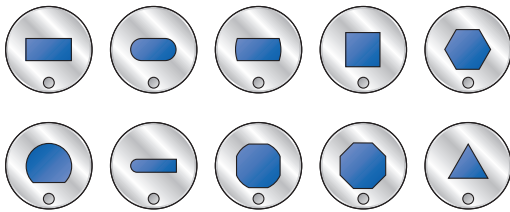


DIE VIEW

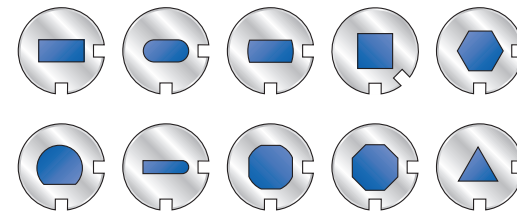


2" STATION (HP)

PUNCH VIEW

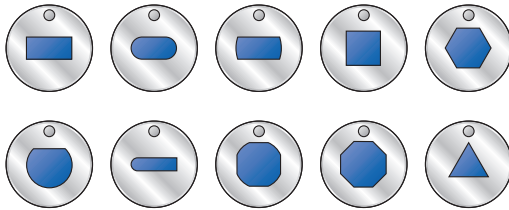


DIE VIEW

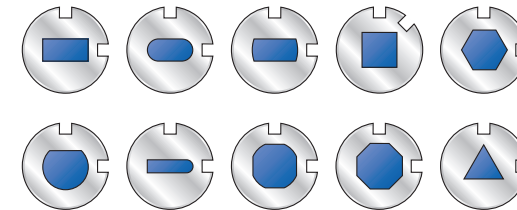


3-1/2" STATION

PUNCH VIEW



DIE VIEW

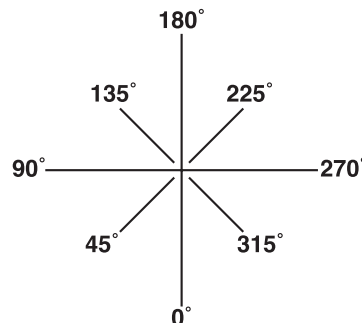


WILSON TOOL KEYING DIAGRAM

DIE VIEW

Front of Press

When ordering shapes at non-standard angles, use this diagram.



EXAMPLE OF ANGLE SETTING

